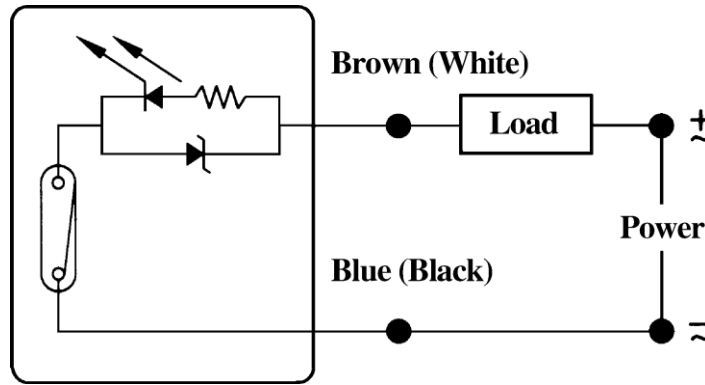


Magnet switch






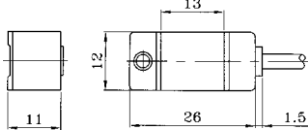
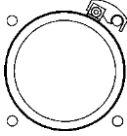


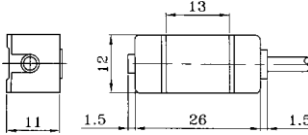
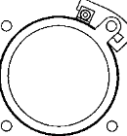

Wiring diagram:





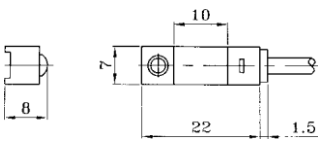
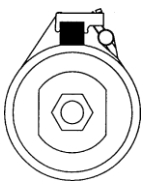


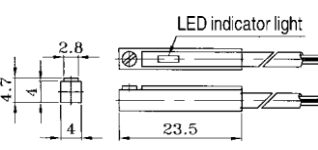
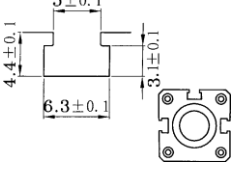

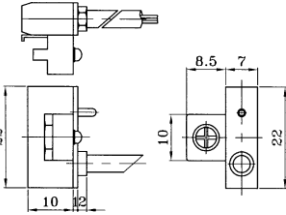
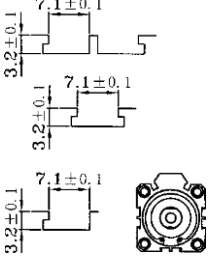
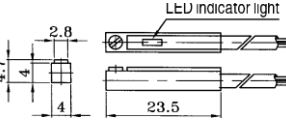
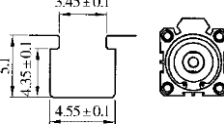

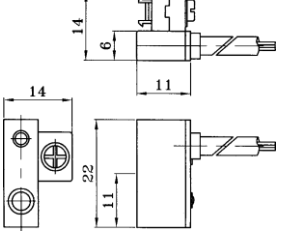
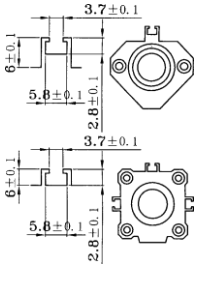
Echnical parameter:

sensor switch type	operating voltage range	Max.Flow switch	Max.contact rating	impact resistance	vibration resistance	Ambient temperature	Protection grade	Indicator light	Wire length
CS1-U	5~24V DC/AC	100A Max	10W Max	30G	9G	-10~70°C	IP-67	LED	2M
CS1-F	5~24V DC/AC	100A Max	10W Max	30G	9G	-10~70°C	IP-67	LED	2M
CS1-S	5~24V DC/AC	100A Max	10W Max	30G	9G	-10~70°C	IP-67	LED	2M
CS1-J	5~24V DC/AC	100A Max	10W Max	30G	9G	-10~70°C	IP-67	LED	2M
CS1-J1	5~24V DC/AC	100A Max	10W Max	30G	9G	-10~70°C	IP-67	LED	2M
CS1-G	5~24V DC/AC	100A Max	10W Max	30G	9G	-10~70°C	IP-67	LED	2M
CS1-H	5~24V DC/AC	100A Max	10W Max	30G	9G	-10~70°C	IP-67	LED	2M

Product application and Dimension:

Product application and dimension	Match magnet switch type	Switch Size	Switch Installation Drawing	Clamp Name & Code
SC  DNG  QGB  SU 	CS1-U 			 PAM - 63 Accessories Type Inner diameter of cylinder
	CS1-F 			 PI - 63 Accessories Type Inner diameter of cylinder

Product application and Dimension:

Product application and dimension	Match magnet switch type	Switch Size	Switch Installation Drawing	Clamp Name & Code
<p>MS</p>  <p>MAL</p> 	CS1-S			 <p>BK buckie fastener Generai type:iSuitablefor cyiinderwithi63ibore,biggerithan 63ibore,can makeitoorder</p>
<p>DNC</p> 	CS1-M			<p>Clamp Needless</p>
<p>SDA</p> 	CS1-J			<p>Clamp Needless</p>
	CS1-G			
<p>CQ</p> 	CS1-J1			<p>Clamp Needless</p>
	CS1-H	